

A man in a black t-shirt and grey cargo pants stands with his back to the camera on a mountain ridge, looking out over a vast landscape. The most prominent feature is a large mountain with distinct, colorful horizontal layers of red, orange, yellow, and white, known as Rainbow Mountain. The sky is bright blue with scattered white clouds. In the distance, other mountain peaks are visible, some with patches of snow.

TREK

# MACHU PICCHU & RAINBOW MOUNTAIN

*4 days / 3 nights*





# DESCRIPTION

## *The Astounding Adventure of World Wonders & Inca Architecture*

Explore the Peruvian highlands' living history and breathtaking scenery in this incredible experience. You'll begin in the Imperial City and discover what made Cusco the center of the Inca Empire! Then, you'll head to the Sacred Valley to visit the giant agricultural laboratory of Moray and the Maras Salt Mines.

Once you reach Ollantaytambo, you'll take the train to the legendary city of Machu Picchu, one of the grandest and most enthralling sites in Latin America and the whole world, for a privately guided tour. Your adventure doesn't end there. After, you'll discover the incredible Rainbow Mountain and be in awe of its natural beauty.

# CONTENT



Map



Itinerary

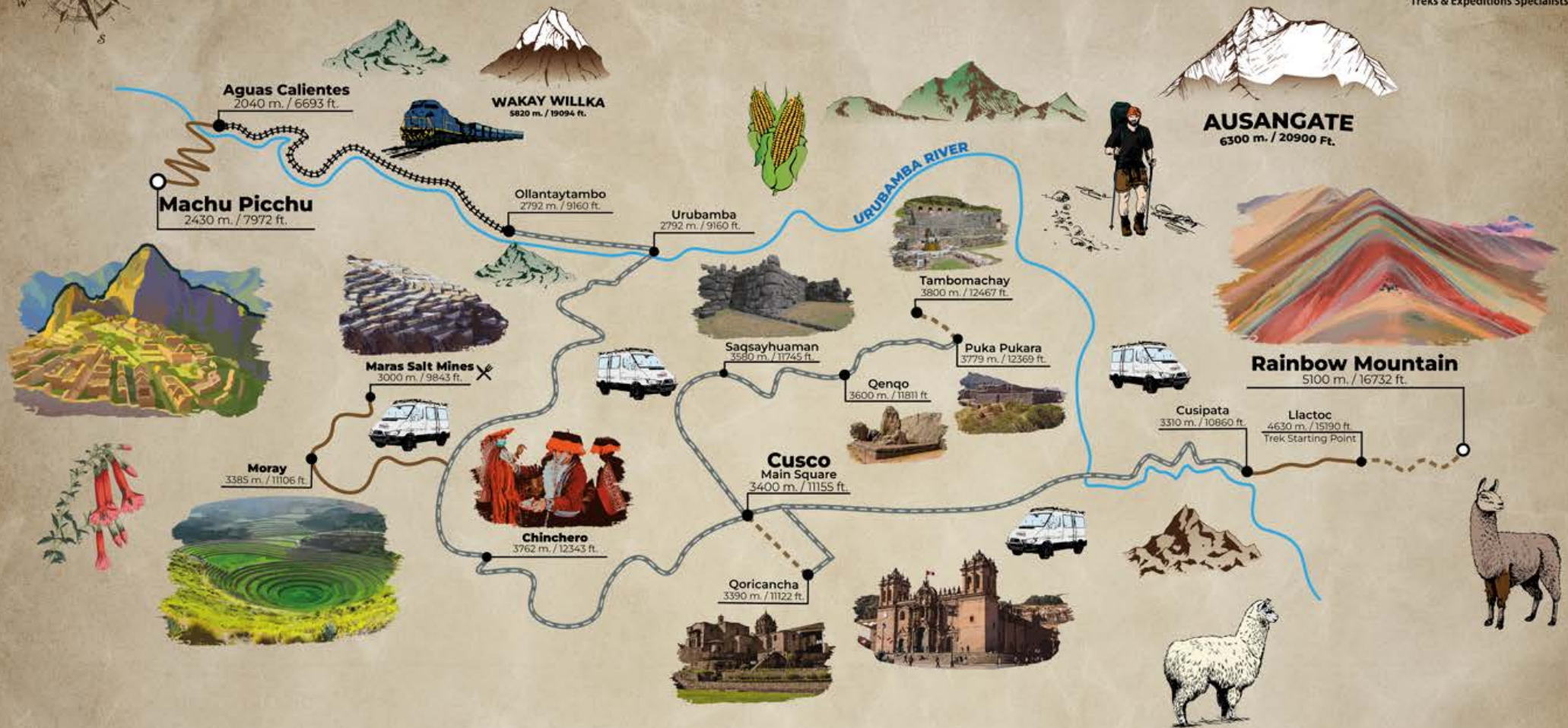


Inclusions



Packing List





**DAY 01:** Cusco City Tour

**DAY 02:** Cusco | Chincho - Moray - Maras Salt Mines - Urubamba - Ollantaytambo - Aguas Calientes

**DAY 03:** Aguas Calientes | Historic Sanctuary of Machu Picchu - Ollantaytambo - Cusco

**DAY 04:** Cusco | Llactoc - Rainbow Mountain - Llactoc - Cusco



# FULL ITINERARY

## HIGHLIGHTS

- » Explore Cusco, the capital of the Inca empire, and discover what made this city so special.
- » Tour the most significant sites in the Sacred Valley of the Incas and be astounded by Inca architecture.
- » Ride along one of the most beautiful railways in the world and observe how the scenery changes from the mountainous Andes to the thick jungle.
- » Discover the secrets of the mystical Machu Picchu, one of the World's Seven Wonders and UNESCO World Heritage Site.
- » Stare in awe at the incredible natural beauty of Rainbow Mountain and its fascinating array of colors.



# DAY 01

Welcome to Cusco - Half-Day City Tour of Cusco

## Get to Know the Most Important Sites in Cusco

Start with a friendly welcome at the airport by a representative of Salkantay Trekking. We'll take you directly to your accommodation, so you'll have enough time to rest this morning as you acclimate to the high altitude of enchanting Cusco.

After lunch, we'll pick you up from your hotel to explore Cusco on an afternoon City Tour. The tour begins in the fascinating Coricancha, or Temple of the Sun, probably the most important Inca site. While you marvel at the exquisite architecture of the place, our guide will share a bit of Inca history to help you better understand the Inca culture.

We'll continue to the Plaza de Armas (Main Square) to visit the Cathedral, which holds approximately 300 paintings from the famous "Escuela cusqueña." The Plaza de Armas is also a wonderful place to sit, immerse yourself in the local atmosphere, and watch the world go by.

Next, you'll visit the impressive Inca fortress of Sacsayhuaman in northern Cusco, known for having been built with giant heavy rocks. Ancient Inca architects cut and polished these giant rocks to build zig-zag walls spanning hundreds of meters. Despite






only a small portion of the original remains, the colossal dimensions of Sacsayhuaman continue to inspire and surprise visitors.

We'll then head to Qenqo. This temple has man-made tunnels, one of which forms an amphitheater. The original purpose of the amphitheater has been lost over time, but most experts agree that the area was used to worship the sun, moon, and stars.

To round off the trip, you'll visit Puca Pucara, a site the Incas used as a military fort, and the beautiful Tambomachay, an Inca archaeological site boasting aqueducts and channels with two water fountains.

At the end of the day, we'll take you to the door of your hotel to enjoy a relaxing night. You'll have time to get a spot for dinner before heading to bed for another exciting day tomorrow.



## DAY FACTS

- » ACCOMMODATION:  
**Hotel**
- » MINIMUM ELEVATION:  
**3,400 m / 11,155 ft**
- » HIGHEST ELEVATION:  
**3,800 m / 12,467 ft**
- » ACCOMMODATION  
ELEVATION:  
**3,400 m / 11,155 ft**

- 
1. Cusco Main Square
  2. Cathedral of Cusco
  3. Qoricancha
  4. Sacsayhuaman
  5. Qenqo
  6. Tambomachay



# DAY 02

Cusco | Chinchero – Moray – Maras Salt Mines –  
Urubamba – Ollantaytambo – Aguas Calientes

## Explore the Best of the Sacred Valley of the Incas

Today, you'll enjoy a tasty breakfast at your hotel before we take you to the beautiful town of Chinchero on your way to the Sacred Valley of the Incas. You'll stop for a first visit to a local craft center, famous for its weaving techniques, and at the church that holds an incredible religious history.

Next is the impressive archaeological site of Moray, consisting of a series of giant circular terraces and a complex irrigation system. Moray is known as the world's largest agricultural laboratory, used to experiment and cultivate food and grains that only grow in tropical climates. It's also a great place to feel the unique energy of the Andes.

After that, we'll continue to the salt mines in Maras, a set of more than 3,000 small white pools from which salt is extracted. These small pools are filled with water, which then evaporates, producing the salt that





locals collect and package to sell in different regional markets. This salt has a pink hue and is well known for its healing properties and delicious flavor. It's also a great gift and perfect for cooking.

Then, we'll continue to Urubamba to enjoy a Peruvian buffet lunch of different traditional dishes, many of which are cultivated in these valley fields. It'll then be time to drive our transport to Ollantaytambo and board the train that'll take us to Aguas Calientes, the town before Machu Picchu.

Once you reach Aguas Calientes, you'll check into a nice hotel to cool off before dinner. You can also take some of your free time to soak in the town's hot springs or just wander and explore a bit. You'll need to go to bed early as tomorrow you'll visit the magical Inca city of Machu Picchu.



## DAY FACTS

- » MEALS:  
**Breakfast, Buffet Lunch, and Dinner**
- » ACCOMMODATION:  
**Hotel**
- » MINIMUM ELEVATION:  
**2,040 m / 6,693 ft**
- » HIGHEST ELEVATION:  
**3,762 m / 12,342 ft**
- » ACCOMMODATION ELEVATION:  
**2,040 m / 6,693 ft**

1. Pisac Archaeological Center
2. Pisac Handicraft Market
3. Panoramic view of the Sacred Valley
4. Ollantaytambo
5. Archaeological Center of Ollantaytambo
6. Chinchero



# DAY 03

Aguas Calientes | Historic Sanctuary of Machu Picchu – Ollantaytambo – Cusco

## Discover the Hidden Secrets of the Magical Mystical Machu Picchu

After a well-deserved night's rest, you'll be up early for the most wanted day: Today, you'll explore the streets of the iconic and renowned Historic Sanctuary of Machu Picchu.

Our day begins at dawn to ensure we beat the large crowds so you can enjoy the site in peace. We'll board a bus that'll take around 25 minutes to get to the entrance of the Inca city, and we'll enter just before the sun begins to paint this impressive place with a golden hue.

Take some time to soak up the vibes and impressive view of one of the 7 Wonders of the World and feel how its powerful energy vibrates. You'll spend approximately two hours with our guide exploring



1



2



3



the most crucial nooks, houses, and alleys. The observatories will allow you to imagine how this Inca city was hundreds of years ago and when it was discovered after being hidden for centuries.

Depending on your time and if you have an extra entry ticket, you can hike up to Huayna Picchu or Machu Picchu mountains to get spectacular panoramic views of the entire complex.

Then, you'll take a bus back to Aguas Calientes and have the afternoon free to have lunch at a restaurant of your choice and walk around the rest of this pretty town. Your train will leave for Ollantaytambo at sunset, but don't forget to be at the station 30 minutes earlier than the departure time! From Ollantaytambo, we'll take you back to your hotel in Cusco.



## DAY FACTS

- » MEALS:  
**Breakfast**
- » ACCOMMODATION:  
**Hotel**
- » ACTIVITY DURATION:  
**2-3 hours exploring Machu Picchu**
- » MACHU PICCHU CITADEL ELEVATION:  
**2,430 m / 7,972 ft**
- » OPTIONAL MOUNTAINS:  
**Moderate to Challenging**
- » MACHU PICCHU MOUNTAIN ELEVATION:  
**3,000 m / 9,843 ft (3-4 hours)**
- » HUAYNA PICCHU MOUNTAIN ELEVATION:  
**2,720 m / 8,924 ft (2 hours)**
- » HUCHUY PICCHU MOUNTAIN ELEVATION:  
**2,497 m / 8,192 ft (1.5 hours)**

1. Classic view of Machu Picchu.  
2. Panoramic view of Machu Picchu.  
3. Detail of Inca architecture.  
4. Terraces in Machu Picchu.  
5. Temple of the Twelve Windows.  
6. Temple of the Condor.



# DAY 04

Cusco | Llacto - Rainbow Mountain - Llacto - Cusco

## Hike to the Mountain of Seven Colors: Vinicunca

Your final adventure begins at 4:00 a.m. We'll pick you up from your hotel and travel for 3 hours towards the Southern Valley. The starting point of our walk is at 4,630 m / 15,190 ft, but you should be used to the altitude by now. Along the way, we'll observe picturesque Andean towns, agricultural platforms from the Inca period, fertile valleys, and beautiful rolling mountains. Even at this early hour in the morning, the herds of llamas and alpacas will entertain you while you enjoy breakfast to give you the boost you need to get started.

We'll continue our journey until we reach the hike's starting point. From there, we'll head down a meandering path in the Andean mountains, following a pretty stream. As you ascend, you'll be rewarded with an impressive view of the Ausangate glacier (6,372 m / 20,905 ft), the tallest in the Cusco region.

Take a few minutes to understand why this mountain is important to the Andean people. This whole region is home to many people and small communities, and you'll have the opportunity to see them. You'll be amazed to see the traditional clothing they use that they make themselves, thanks to the practice of textile art inherited from their ancestors.






By keeping these traditions alive, ancient culture is preserved. Your guide will teach you about the meaning of some clothes and, if you want, you can ask him to teach you some words in Quechua—the language of the Incas and local communities. After an hour and a half of walking, we'll reach Rainbow Mountain (5,100 m / 16,732 ft).

While you're at the top, take some time to admire the unique beauty of this impressive natural formation and feel the thrill of witnessing a unique natural spectacle that can only be seen in Peru and China. There, we'll take a break between 30 minutes and 1 hour, and your knowledgeable guide will explain the theories regarding the origin of this mountain that appears as though it's been taken from a colorful dream.

Take memorable photographs or simply immerse yourself in the landscape that boasts the splendor of the great mountain Ausangate in the distance. If you want to stay longer, inform your guide. You'll have time to enjoy the surroundings and recover your energy for the hike back down.

It'll take 45 minutes and an hour to get back where we started. Then, we'll go to by car to enjoy our well-deserved lunch. Then our transport will take you back to the city of Cusco. We'll drop you off at the door of your hotel in the late afternoon, where you can enjoy a relaxing evening as you please.



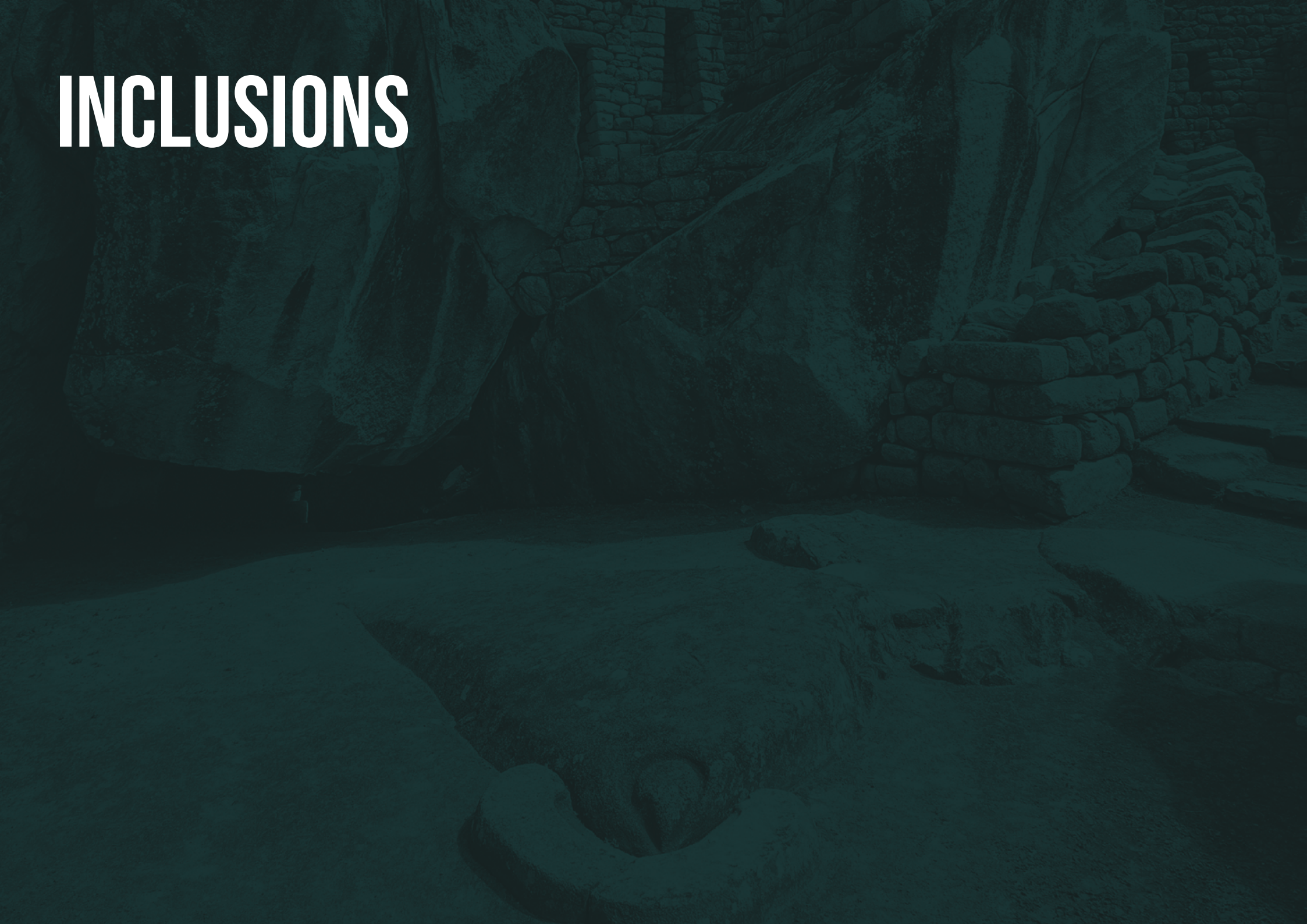
## DAY FACTS

- » MEALS:  
**Breakfast and Lunch**
- » ACCOMMODATION:  
**Hotel**
- » DIFFICULTY:  
**Moderate**
- » WALKING DISTANCE:  
**7 km / 4.35 mi**
- » WALKING TIME:  
**2-3 hours**
- » MINIMUM ELEVATION:  
**4,630 m / 15,190 ft**
- » HIGHEST ELEVATION:  
**5,100 m / 16,732 ft**
- » ACCOMMODATION  
ELEVATION:  
**3,400 m / 11,155 ft**

- 
1. Vinicunca
  2. Rainbow Mountain
  3. Alpacas in Rainbow Mountain
  4. Snow-capped mountains on the descent route
  5. Snow-capped mountains on the descent route
  6. Descent to Llacto



# INCLUSIONS





# WHAT IS INCLUDED?

## » Permits & Entrance Tickets

- Entry to the Rainbow Mountain
- Entry Ticket to Machu Picchu Archaeological Site (Circuit 2)

## » High Quality Service & Safety

- Pre-departure Briefing
- Experienced Tour Guide

Our official tour guides speak English and Spanish and are professionally trained and certified. We choose them for their experience, responsibility, unbridled passion for exploring, and pride in sharing our culture and history. In every experience, they will keep you safe and comfortable so you can enjoy your time worry-free!

- Trekking Poles (Day 4)
- Medical Kit or First AID Kit

All Salkantay Trekking guides have specialized first aid training and attend mandatory training sessions every February. Your guide will always carry a first aid kit and oxygen to handle basic emergencies (altitude sickness, diarrhea, cuts, scrapes, etc.). If needed, we will evacuate you from the trail as quickly as possible and ensure you arrive at a clinic for treatment.

- 24/7 Customer Service

We have telephone service available 24 hours/day for ease of communication with Salkantay Trekking leading up to your tour.

## » Accommodation

- Hotel in Cusco (Days 1, 3, and 4)
- 3 Nights in a hotel in Cusco.

- Hotel in Aguas Calientes

You will spend one night in a comfortable hotel in Aguas Calientes, including luggage storage while you visit Machu Picchu. Accommodation is in double, twin, and triple rooms.

## » Meals

- 3 Breakfasts, 2 Lunches, and 1 Dinner

- Day 2: Breakfast at the hotel in Cusco, Buffet Lunch in the Sacred Valley, and Dinner in Aguas Calientes.

- Day 3: Breakfast at the hotel in Aguas Calientes.

- Day 4: Breakfast and Lunch in the Rainbow Mountain Trek.

- Snacks and water (Day 4)

Before starting your hike, your tour guide will provide you a cloth bag with local fruits, cookies, chocolate, caramels, etc. In addition, you'll receive a bottle of water.

- One cloth snack bag

To avoid the use of plastic bags that contaminate our environment, we'll give you a cloth bag for your snacks.

## » Transportation

- Pickups and Transfers

- Day 1: Meet and greet at Cusco Airport (or Bus Station) and transfer to your hotel. After lunch, we'll pick you up from your hotel for the City Tour in Cusco.

- Day 2: Pick up from your hotel and transport for the Sacred Valley Tour: Chinchero, Maras Moray, and Salt Mines. Then, you'll be transported to Ollantaytambo train



station, where you'll take the train to Aguas Calientes.

- Day 3: Transport from Ollantaytambo train station to your hotel in Cusco.
- Day 4: Pick up from your hotel and transport to the Rainbow Mountain hike. Once you complete the tour, we will take you back to the door of your hotel in Cusco.
- Train Tickets
  - Day 2: From Ollantaytambo to Aguas Calientes (PeruRail Expedition Service).
  - Day 3: From Aguas Calientes to Ollantaytambo (PeruRail Vistadome Service).
- Round-Trip Bus Ticket Aguas Calientes – Machu Picchu (Day 3)





# WHAT IS NOT INCLUDED?

## » Boleto Turistico or Cusco Tourist Ticket

This ticket is necessary and allows you admission to many of the most popular attractions in Cusco and the Sacred Valley, including archaeological sites and museums.

- From PEN 70.00 (US\$ 20.00) to PEN 150.00 (US\$ 45.00) per person.

## » Cusco's Cathedral Entrance Ticket

- Adult: PEN 40.00 (US\$ 12.00)
- Students and Children (11-17): PEN 25.00 (US\$ 6.00)
- Children (under 10): Free

## » Qorikancha Entrance Ticket

- Adult: PEN 15.00 (US\$ 5.00)
- Students and Children (11-17): PEN 8.00 (US\$ 3.00)
- Children (under 10): Free

## » Huayna Picchu Mountain

You can climb the famous mountain you always see in the photos behind the archaeological site of Machu Picchu. It's 45 minutes uphill, and coming back down can be scary if you fear heights. You can take this excursion once your guided tour to Machu Picchu ends. The permit must be issued at least one month in advance due to high demand. Consider that there could be changes to protect your integrity, mainly due to weather conditions.

- The ticket for Huayna Picchu Mountain has an extra cost of US\$ 60.00 per person.

## » Machu Picchu Mountain

Machu Picchu Mountain is another of the mountains that surround the archaeological site of Machu Picchu. It offers less steep, wider, and visually less frightening trails than Huayna Picchu, and it takes 1.5 hours to reach the top. This walk requires an entrance ticket which we can secure for you if we have time in advance.

- The ticket for Machu Picchu Mountain has an extra cost of US\$ 60.00 per person.

## » Meals not indicated

- Day 1: Breakfast, Lunch and Dinner
- Day 3: Lunch and Dinner
- Day 4: Dinner

## » Personal Hiking Gear

## » Travel Insurance

## » Tips for our staff

Tipping is usual on any excursion to Peru. Although we pay good salaries to our team, something extra is always welcome.

## » Additional costs or delays beyond our control

Landslides, bad weather conditions, itinerary modifications due to a safety concern, illness, pandemic, government policy changes, political instability, strikes, acts of God, etc.



# BEFORE YOU GO

We want to make your trip to Peru as memorable and carefree as possible. In this section, you'll find the answers to all your questions about traveling with Salkantay Trekking. Please read the following information carefully – it will also help you with any questions about our services.

## » Briefing or Informative Meeting

On the first day, you'll meet the Salkantay Trekking staff, who will provide a detailed briefing on your itinerary. During this time, we will also answer any last questions you may have before your adventure.

## » Tour Balance Payment

The tour has to be paid in full at most 2 days before your departure. Otherwise, your reservation will not be confirmed.

It would be greatly appreciated if you pay the tour balance (US dollars or Peruvian soles) at our office in Cusco. You can withdraw money from several ATMs located in the historical center. We also accept payments by CARD or PAYPAL online, but please note this is subject to a 5% fee (charged by Niubiz and PayPal). We do not accept bank checks or traveler's checks as payment methods.

## » Can I store my luggage at your office?

**Of course!** During the trip, you can store your main luggage for free at our office (arrange it with us on the briefing day or by email).

You can also safely keep any equipment you won't need for the tour in your hotel. Almost every hotel offers this service. Please do not leave valuable items in your bags; put them in the hotel safe and ask for an itemized receipt (in the unlikely case of theft, many insurance companies require that you have a copy of the receipt). For extra peace of mind, place items like credit cards inside a sealed and signed envelope.

## » Pick up of guests

Please note:

- All pickups are within Cusco City, but we recommend booking a hotel in the historic center for its convenient location.
- Our guide or staff will confirm the pickup time the day before the tour.
- Due to traffic conditions, the pickup time may vary between 30 and 45 minutes.

- Cusco is an old city and has many narrow cobbled streets. Some hotels and Airbnbs are located on streets without car access or on long, steep slopes, making it difficult to transport luggage. For such reasons, we strongly advise you to book accommodation with good access.

## » Group Tours

Group tours are made up of different people with varying physical conditions and ages. By agreeing to be part of a group tour, you acknowledge that some people may be faster or slower than you. Therefore, each person can go at their own pace on the route.

In some cases, a group may want to modify the tour; however, the guide will be the one who decides, after consulting with all participants, whether such changes are possible.

## » Strikes and Demonstrations

Strikes and demonstrations are usually common in Peru, which may interrupt some of our tours. Roads and train tracks can be blocked or taken over. However, we will try to keep your trip as originally planned, even if it means leaving the night before the scheduled date.

In case of changes or cancellations, our operations department will coordinate everything with you. Your safety is our highest priority, and we will make our decisions to protect it.

## » Lost objects

Please pay attention to where you leave your belongings and remember to take everything once you leave a place or a transport. You're the only one responsible for your objects during the tour.



# WHAT SHOULD YOU BRING?

- » Valid Passport
- » Extra money (recommended soles)
- » Personal medication
- » Water bottle or CamelBak – (optional water purifying pills)aa
- » Sunblock: factor 70 or more
- » Insect repellent
- » Personal Care Products
- » CLOTHING
- » Hiking boots or shoes (preferably waterproof)
- » Light footwear or sandals
- » Trekking pants (\*)
- » Trekking socks
- » Shorts
- » Waterproof gaiter
- » Long sleeve t-shirts
- » Warm jacket
- » Waterproof jacket
- » Raincoat or rain poncho.
- » Sun hat to protect neck and face
- » Neck gaiter or buff
- » Sunglasses with UV protection
- » Trekking poles
- » Medium trekking backpack (15 - 25 liter)
- » Camera and charger
- » Power bank
- » Snacks: Energy bars, chocolate, candies, dried fruits, etc.
- » Bathing suit
- » Towel
- » Flashlight



\*It is advisable to wear waterproof pants during the rainy season (September to March).





[www.salkantaytrekking.com](http://www.salkantaytrekking.com)



[info@salkantaytrekking.com](mailto:info@salkantaytrekking.com)



+51 958 191 179



Triunfo Street 346  
Main Square Cusco



Monday to Saturday - 9:00 am to 7:00 pm